



PACKAGING SUPPLIES


“A Better Container “

Ballot Box Assembly Instructions

Start




Step 1




Fold in 1st bottom flap

Step 2




Fold in 2 side flaps

Step 3




Push in 3rd flap - flap will push through and then snap back

Step 4




Fold in both top side flaps

Step 5




Fold down header piece

Step 6



Fold in both side flaps

Step 7



Tuck in top

Finished

